

# Pump Tubes – Polypropylene Series

**STANDARD's Polypropylene** pump tube is engineered for transferring a variety of corrosive liquids. Robust Polypropylene ensures chemical resistance against light to aggressive chemicals.

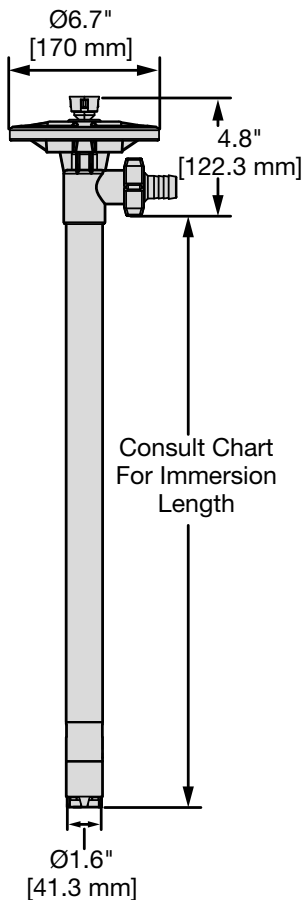


## Common Applications

- Acetic Acid
- Alkalis
- Ferric Chloride
- Hydrochloric (20%)
- Nitric Acid (20%)
- Sulfuric Acid

## Technical Specifications

<b>Wetted Parts</b>	Polypropylene, Carbon, Hastelloy
<b>Max. Viscosity</b>	1500 cps (mPas) (SP-280P, SP-ENC, SPE-950) 750 cps (mPas) (SPE-450, SP-A2, SP-420EX) 450 cps (mPas) (SP-A1) 200 cps (mPas) (SPE-250B), 100 cps (mPas) (SPE-12/24V)
<b>Discharge Options</b>	1" (25 mm), 3/4" (19 mm) Hose Barb
<b>Pump Design</b>	Seal-less / Centrifugal
<b>Max. Specific Gravity</b>	1.8 (with 825 watt or 950 watt motor)
<b>Max. Temperature</b>	55°C

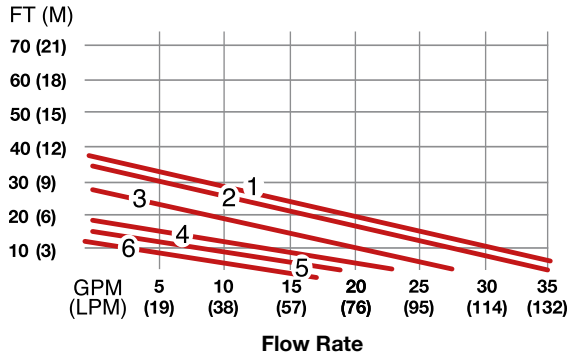


Part Number	Assembly	Immersion Length	Shaft	Impeller
SP-PP-27	Polypropylene	27" (700 mm)	Hastelloy	High Volume
SP-PP-39	Polypropylene	39" (1000 mm)	Hastelloy	High Volume
SP-PP-47	Polypropylene	47" (1200 mm)	Hastelloy	High Volume
SP-PP-50	Polypropylene	50" (1270 mm)	Hastelloy	High Volume
SP-PP-60	Polypropylene	60" (1500 mm)	Hastelloy	High Volume
SP-PP-72	Polypropylene	72" (1800 mm)	Hastelloy	High Volume
SP-PP-HH-27	Polypropylene	27" (700 mm)	Hastelloy	High Pressure
SP-PP-HH-39	Polypropylene	39" (1000 mm)	Hastelloy	High Pressure
SP-PP-HH-47	Polypropylene	47" (1200 mm)	Hastelloy	High Pressure
SP-PP-HH-50	Polypropylene	50" (1270 mm)	Hastelloy	High Pressure
SP-PP-HH-60	Polypropylene	60" (1500 mm)	Hastelloy	High Pressure
SP-PP-HH-72	Polypropylene	72" (1800 mm)	Hastelloy	High Pressure

# Performance Curves for Centrifugal Pumps

## SP-PP, SP-PPS, SP-PHT, SP-CPVC & SP-PVDF

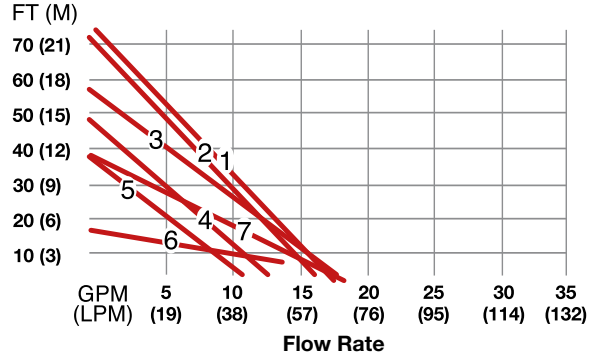
High Volume Pumps:



**Motor:**

- 1 SPE-950
- 2 SP-280P, SP-ENC
- 3 SPE-450, SP-A2, SP-420EX
- 4 SPE-250B
- 5 SP-A1, SPE-24V
- 6 SPE-12V

High Pressure Pumps:



**Motor:**

- 1 SPE-950
- 2 SP-280P, SP-ENC
- 3 SPE-450, SP-A2, SP-420EX
- 4 SPE-250B
- 5 SP-A1
- 6 SPE-12V
- 7 SPE-24V

\*Note: Max. Specific Gravity is 1.8 when used in conjunction with 825 watt motor or 950 watt motor.